


# Short Scenes for Auditions and Acting Class: A Comprehensive Guide



## Short Scenes for Auditions and Acting Class

by Frank Catalano

★★★★☆ 4.4 out of 5

Language	: English
File size	: 1729 KB
Text-to-Speech	: Enabled
Screen Reader	: Supported
Enhanced typesetting	: Enabled
Word Wise	: Enabled
Print length	: 252 pages
Lending	: Enabled



Stepping into the world of acting requires not only raw talent but also the ability to convey emotions and tell stories effectively through well-crafted scenes. Whether you're preparing for an audition or honing your skills in an acting class, short scenes serve as invaluable tools for showcasing your range, technical abilities, and emotional depth.

This comprehensive guide delves into the intricacies of scene selection, preparation, and performance, equipping you with the knowledge and resources to navigate the audition process and excel in your acting journey. Explore a diverse collection of short scenes tailored to various age ranges, acting techniques, and styles, helping you find the perfect material to unleash your potential.

## Choosing the Right Scene

The foundation of a successful audition or acting class performance lies in selecting a scene that aligns with your strengths and the specific requirements of the role or project. Consider the following factors when making your choice:

- **Age range:** Choose a scene that fits your physical and vocal maturity level.
- **Acting technique:** Select a scene that showcases the techniques you've been studying or are proficient in, such as Meisner, Stanislavski, or Method acting.
- **Character type:** Consider scenes that explore characters similar to the roles you often audition for or are interested in playing.
- **Emotional range:** Choose a scene that allows you to demonstrate your ability to express a wide range of emotions.
- **Monologue vs. dialogue:** Decide whether you want to showcase your skills in a monologue, where you perform solo, or a dialogue, where you interact with another actor.

## Preparing for the Scene

Once you've selected your scene, thorough preparation is crucial to deliver a captivating performance. Follow these steps to ensure you're well-prepared:

1. **Read and analyze the scene:** Immerse yourself in the text, understanding the characters' motivations, relationships, and the overall story arc.

2. **Character development:** Create a detailed backstory for your character, exploring their personality traits, history, and motivations.
3. **Scene analysis:** Break down the scene into smaller segments, identifying important moments, objectives, and obstacles.
4. **Physical and vocal preparation:** Practice the scene physically and vocally, ensuring your body language and voice convey the character's emotions and intentions.
5. **Rehearsal:** Rehearse the scene repeatedly, focusing on creating a truthful and engaging performance.

## Performing the Scene

When performing the scene, embrace the following principles to deliver an impactful audition or acting class performance:

- **Stay present:** Immerse yourself fully in the moment, responding authentically to your scene partner and the circumstances of the scene.
- **Listen actively:** Pay attention to your scene partner's lines and nonverbal cues, responding with appropriate reactions and emotions.
- **Communicate clearly:** Project your voice and articulate your words effectively, ensuring the audience can understand your dialogue.
- **Stay focused:** Maintain your concentration throughout the scene, avoiding distractions and remaining engaged in the performance.
- **Embrace feedback:** After your performance, be open to constructive criticism and feedback from your acting coach or audition panel. Use

this feedback to improve your technique and enhance your future performances.

## **Short Scene Collection**

To aid your search for compelling short scenes, we've curated a diverse collection tailored to various age ranges, acting techniques, and styles:

### **Monologue Scenes**


- **"The Trial" by Franz Kafka** (Age range: Adult, Technique: Absurdist)
- **"A Monologue for an Older Woman" by Ruth Goetz** (Age range: Senior, Technique: Realistic)
- **"Monologues from The Little Mermaid Jr." by Various Authors** (Age range: Child/Teen, Technique: Musical Theater)

### **Dialogue Scenes**

- **"Waiting for Godot" by Samuel Beckett** (Age range: Adult, Technique: Absurdist)
- **"Come Blow Your Horn" by Neil Simon** (Age range: Teen/Adult, Technique: Comedy)
- **"The Importance of Being Earnest" by Oscar Wilde** (Age range: Teen/Adult, Technique: Victorian)

Mastering the art of performing short scenes is an essential skill for actors seeking success in the industry. By selecting the right scene, preparing diligently, and embracing the principles of effective performance, you can showcase your talent, captivate audiences, and leave a lasting impression in auditions and acting classes. Remember, practice is key to unlocking

your full potential, so continue to explore different scenes, techniques, and styles to refine your craft and become a well-rounded and versatile actor.




## Short Scenes for Auditions and Acting Class

by Frank Catalano

★★★★☆ 4.4 out of 5

Language : English  
File size : 1729 KB  
Text-to-Speech : Enabled  
Screen Reader : Supported  
Enhanced typesetting : Enabled  
Word Wise : Enabled  
Print length : 252 pages  
Lending : Enabled



## Killing A King: The Assassination Of Yitzhak Rabin And The Remaking Of Israel

## The Assassination Of Yitzhak Rabin And The Remaking Of Israel ## \*\*  
An Event That Reshaped a Nation's Destiny \*\* On an autumn evening in 1995, a single shot shattered...



## Death in Benin: Where Science Meets Voodoo

In the West African nation of Benin, death is not simply the end of life. It is a complex and mysterious process that is believed to involve both the physical and spiritual...