


Production Safety for Film, Television, and Video: A Comprehensive Guide

Production safety is paramount in the film, television, and video industry. A safe set is a productive set, and a productive set is a profitable set. But more importantly, a safe set is a place where everyone can go home at the end of the day.



Production Safety for Film, Television and Video

by Robin Small

★★★★★ 5 out of 5

Language : English
File size : 6128 KB
Text-to-Speech : Enabled
Enhanced typesetting : Enabled
X-Ray for textbooks : Enabled
Word Wise : Enabled
Print length : 498 pages
Screen Reader : Supported



This comprehensive guide to production safety will cover everything you need to know to create a safe and successful production, from pre-production planning to post-production wrap-up.

Pre-Production Planning

The first step to creating a safe production is to develop a comprehensive safety plan. This plan should address all aspects of production, from location scouting to equipment use to post-production editing.

Your safety plan should include the following elements:

- A list of all potential hazards on set, including physical hazards (such as tripping hazards, electrical hazards, and fire hazards), chemical hazards (such as fumes, dust, and solvents), and biological hazards (such as mold, bacteria, and viruses).
- A list of safety protocols for each hazard, including how to identify the hazard, how to avoid the hazard, and how to respond to an incident.
- A list of emergency contact information, including the phone numbers for the nearest hospital, fire department, and police department.
- A list of safety equipment that will be used on set, including hard hats, safety glasses, gloves, and first-aid kits.
- A plan for training all cast and crew members on safety procedures.

Once you have developed a safety plan, it is important to communicate the plan to all cast and crew members. This can be done through a safety meeting, a written safety manual, or a combination of both.

Production

Once production begins, it is important to adhere to the safety plan at all times. This means being aware of potential hazards, following safety protocols, and using safety equipment. It also means being prepared to respond to an incident should one occur.

Here are some general safety tips to keep in mind during production:

- Always be aware of your surroundings and potential hazards.

- Follow safety protocols for all equipment and activities.
- Use safety equipment when appropriate.
- Be prepared to respond to an incident should one occur.
- Report any unsafe conditions or practices to your supervisor immediately.

It is also important to have a safety monitor on set at all times. The safety monitor is responsible for enforcing safety protocols, responding to incidents, and providing safety training to cast and crew members.

Post-Production

Once production is complete, it is important to continue to follow safety protocols during post-production. This includes:

- Properly storing and handling equipment.
- Disposing of hazardous materials safely.
- Cleaning up the set and removing all debris.
- Reporting any unsafe conditions or practices to your supervisor immediately.

By following these safety guidelines, you can help to create a safe and successful production for everyone involved.

Real-World Examples

Here are some real-world examples of how production safety has helped to prevent accidents and injuries:

- In 2016, a stuntman was killed on the set of the film " Deadpool " after he fell from a motorcycle. The stuntman was not wearing a helmet, and the safety plan did not include a protocol for safely performing the stunt.
- In 2017, a crew member was injured on the set of the television show " The Walking Dead " after she was struck by a falling prop. The safety plan did not include a protocol for safely securing the prop.
- In 2018, a fire broke out on the set of the film " The Irishman " after a pyrotechnic effect went awry. The safety plan did not include a protocol for safely using pyrotechnics.

These are just a few examples of how production safety can help to prevent accidents and injuries. By following safety guidelines and protocols, you can help to create a safe and successful production for everyone involved.

Production safety is an essential part of the film, television, and video industry. A safe set is a productive set, and a productive set is a profitable set. But more importantly, a safe set is a place where everyone can go home at the end of the day.

By following the safety guidelines and protocols outlined in this guide, you can help to create a safe and successful production for everyone involved.


Production Safety for Film, Television and Video

by Robin Small


★★★★★ 5 out of 5

Language : English

File size : 6128 KB



Text-to-Speech : Enabled
Enhanced typesetting: Enabled
X-Ray for textbooks : Enabled
Word Wise : Enabled
Print length : 498 pages
Screen Reader : Supported



Killing A King: The Assassination Of Yitzhak Rabin And The Remaking Of Israel

The Assassination Of Yitzhak Rabin And The Remaking Of Israel ## **
An Event That Reshaped a Nation's Destiny ** On an autumn evening in 1995, a single shot shattered...



Death in Benin: Where Science Meets Voodoo

In the West African nation of Benin, death is not simply the end of life. It is a complex and mysterious process that is believed to involve both the physical and spiritual...