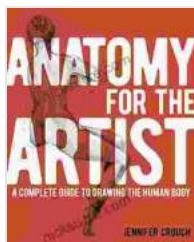


Anatomy for the Artist: A Comprehensive Guide to the Human Form



Anatomy is the study of the structure of the human body. It is an essential subject for artists of all levels, as it provides a deep understanding of the

human form that can be applied to creating more realistic and expressive artwork.



Anatomy for the Artist: A Complete Guide to Drawing the Human Body by Jennifer Crouch

★★★★★ 5 out of 5

Language : English
File size : 37157 KB
Text-to-Speech : Enabled
Screen Reader : Supported
Enhanced typesetting : Enabled
Print length : 478 pages
Lending : Enabled



In this comprehensive guide, we will cover everything you need to know about anatomy for artists. We'll start with the basics, such as the major bones and muscles of the body, and then move on to more advanced topics, such as the anatomy of the face and the human figure in motion.

The Major Bones and Muscles of the Body

The human body is made up of 206 bones and over 600 muscles. These bones and muscles work together to provide support, movement, and protection.

The major bones of the body include the skull, the spine, the rib cage, the pelvis, and the limbs. The skull protects the brain, the spine protects the spinal cord, and the rib cage protects the heart and lungs. The pelvis supports the lower body and the limbs provide mobility.

The major muscles of the body include the biceps, triceps, quadriceps, hamstrings, and glutes. These muscles work together to move the body and perform everyday activities.

The Anatomy of the Face

The face is one of the most important parts of the body for artists to understand. It is the first thing that viewers see, and it can express a wide range of emotions.

The face is made up of a number of bones, muscles, and other structures. The bones of the face include the skull, the mandible, and the maxilla. The muscles of the face include the zygomaticus, the orbicularis oculi, and the depressor anguli oris.

By understanding the anatomy of the face, artists can create more realistic and expressive portraits.

The Human Figure in Motion


The human figure in motion is a complex subject, but it is one that artists can master with practice. By understanding the mechanics of movement, artists can create more dynamic and realistic artwork.

The human figure in motion is governed by the laws of physics. These laws dictate how the body moves and interacts with the environment. By understanding these laws, artists can create more accurate and believable artwork.

Anatomy is an essential subject for artists of all levels. By understanding the structure of the human body, artists can create more realistic and

expressive artwork.


In this guide, we have covered the basics of anatomy for artists. We have discussed the major bones and muscles of the body, the anatomy of the face, and the human figure in motion. By applying these principles to your artwork, you can improve your skills and create more stunning artwork.



Anatomy for the Artist: A Complete Guide to Drawing the Human Body by Jennifer Crouch

★★★★★ 5 out of 5

Language : English
File size : 37157 KB
Text-to-Speech : Enabled
Screen Reader : Supported
Enhanced typesetting : Enabled
Print length : 478 pages
Lending : Enabled



Killing A King: The Assassination Of Yitzhak Rabin And The Remaking Of Israel

The Assassination Of Yitzhak Rabin And The Remaking Of Israel ## **
An Event That Reshaped a Nation's Destiny ** On an autumn evening in
1995, a single shot shattered...



Death in Benin: Where Science Meets Voodoo

In the West African nation of Benin, death is not simply the end of life. It is a complex and mysterious process that is believed to involve both the physical and spiritual...